


Water-Steam Washdown Station

Fail-safe mixing station, bronze, wall mounted, safely blends steam and cold water for hot water on demand. Should cold water fail, the steam is instantly shut-off. **150 PSI** maximum, **200°F** maximum.



station is not supplied with hose and nozzle

Unit is furnished with the following:

- control valves
- dial thermometer
- in-line check valves
- 3/4" inlet and outlet
- stainless steel hose rack
- mounting plate and hardware

Part #	Price/E
SWDS	\$3456.75

Pressure Requirements

Steam Pressure		Water Pressure	
Minimum	Maximum	Minimum	Maximum
80 PSI	150 PSI	50 PSI	80 PSI

Hot and Cold Water Mixing Station



Hot and cold water mixing station, bronze, wall mounted. **150 PSI** maximum, **200°F** maximum.

Unit is furnished with the following:

- control valves (globe style)
- in-line check valves
- 3/4" inlet and outlet
- stainless steel hose rack
- mounting plate and hardware

Part #	Price/E
WDS1	\$1244.80

Rack for Mixing Station



Designed to hold 50' of 3/4" heavy duty industrial grade hose.

- heavy duty stainless steel construction
- stainless steel lag screws
- heavy duty solid brass mounting crowns
- supplied with mounting hardware
- rack fits SWDS and WDS1 mixing stations

Part #	Price/E
WDSR	\$211.20

Hot Water Washdown Hose



- smooth extruded Chlorobutyl tube
- white, wrapped Neoprene cover (.075" thick), braided textile reinforcement
- furnished with internal stainless steel spring guards at both ends
- 3/4" male on one end and 1/2" male on the other
- working pressure: **250 PSI**
- temperature to: **200°F**

Size	Part #	Price/E
5/8" x 25'	SWDSHOSE25	\$755.25
5/8" x 50'	SWDSHOSE50	1275.50

Hot Water Washdown Spray Nozzles

For low pressure cleaning and sanitation applications, such as food and dairy processing, tank and drum cleaning, pharmaceutical and chemical manufacturing and meat and poultry packing.

- efficient design for operator comfort
- variable spray pattern from solid stream to 50° hollow cone
- hose connects at base of gun for easy maneuvering
- ½" female NPT inlet
- rubber coated handle protects hands from water temperatures to **150°F**
- **12.5 GPM** flow capacity at **150 PSI**
- *Do not use with steam lines.* **SAFETY ALERT**



Cover color	Brass		Aluminum	
	Part #	Price/E	Part #	Price/E
black	BWSG	\$269.40	AWSG	\$288.75
white	BWSG-W	295.95	AWSG-W	309.05

Swivel Connectors for Washdown Spray Guns

- 300 series stainless steel swivel connector for stainless spray nozzles
- 360° ball type swivel adapter helps prevent hose kinking

Ball Type Swivel x Hose Shank

NPT	Hose ID	Part #	Price/E
½"	1/2"	SSA44	\$201.25
½"	5/8"	SSA54	201.25
½"	3/4"	SSA64	201.25



- swivel body
- stainless steel hose shank
- EPDM gasket

Straight Swivel x Hose Shank

NPT	Hose ID	Brass		Stainless Steel	
		Part #	Price/E	Part #	Price/E
½"	½"	BNS44	\$61.90	BNS44SS	\$81.40
½"	¾"	BNS64	61.90	BNS64SS	110.45



Straight Swivel x GHT Thread

NPT	Female GHT	Brass Part #	Price/E
½"	¾"	BMAS974	\$61.90



Thermal-Gard™ Elevated Temperature Spray Nozzle

The Thermal-Gard™ elevated temperature spray nozzle protects the operator from extreme hot water temperatures that exceed the comfort zone of standard hot water nozzles. 3/8" female NPT inlet. Black cover.

- Assembly includes required special rigid, stainless steel adapter, (3/8" male NPT x 1/2" female NPT).
- Thermal insulating sleeve reduces overall heat during elevated temperature conditions.
- Stainless steel lever handle is coated for additional thermal protection, and operator comfort.
- Lightweight aluminum alloy body reduces overall weight.
- Corrosion resistant body is anodized for additional corrosion protection.
- Recommended for water temperatures above **140°F** to a maximum temperature of **200°F**.
- **14 GPM** flow capacity
- working pressure: **150 PSI**



Aluminum	
Part #	Price/E
AWSG-TG	\$355.80

**New
for 2012****Stainless Mini Spray Nozzle**

- 1/2" female NPT inlet **SAFETY ALERT**
- not for use with steam
- specifically designed as an industrial lightweight nozzle with heavyweight performance
- Nozzle cover is not only durable, but also protects the user from hot surfaces produced by high temperature wash down applications.
- reduces hand fatigue and offers smooth lever action
- variable spray patterns, from fan spray to solid stream
- Water conservation is assured upon release of the lever by the drip-free automatic shutoff feature.
- rated to **150 PSI / 200°F**
- **9.6 GPM** flow capacity at **100 PSIG**

Stainless Steel with dark blue cover

Part #	Price/E
DM150SDB	\$192.50

Stainless Spray Nozzle

- 1/2" female NPT inlet
- specifically designed to prevent accidental spray
- durable dark blue cover design prevents front-mounted lever from being accidentally activated if nozzle is dropped
- design also reduces hand fatigue and offers smooth lever action
- trigger locking mechanism provides safe and secure method of keeping the nozzle open during any spray pattern
- variable spray patterns, from fan spray to solid stream
- drip-free automatic shut-off feature
- rated to **150 PSI / 200°F**
- **9.6 GPM** flow capacity at **100 PSIG**

Stainless

Part #	Price/E
D150SDB	\$379.75

Washdown Wand

- Designed to provide user with a means of 'reaching' desired washdown locations previously deemed unreachable by extending the nozzle by 3'.
- Adjustable spray tip can be changed from fan to solid spray by twisting the tip until the desired flow pattern is achieved.
- quick disconnect feature allows user to quickly connect wand to the nozzles above
- *Minimum pressure is 75 PSI, wand is not for use with steam.*

**SAFETY
ALERT***300 series Stainless Steel*

Part #	Price/E
D150S-WAND	\$388.15

Temperature Indicating Spray Nozzle

When you uncoil your hose and walk away from the hot and cold water mixer, you can no longer read the dial thermometer on the mixer. With the temperature indicating spray nozzle, you take your thermometer with you. 1/2" female NPT inlet. Black cover.

- Easy to read dial thermometer is located at the rear of the nozzle for accurate and continual monitoring of water temperature.
- The dial thermometer is all stainless steel with a plastic sight window, and the entire gauge assembly is recessed into the rubber cover for complete protection.
- Alerts the operator to shut-down the steam valve upon cold water failure, preventing scalding and steam burn injuries (ensures operator safety).
- ensures a more accurate discharge water temperature reading
- recommended for water temperatures to **200°F**
- maximum operating pressure: **150 PSI**
- **14 GPM** flow capacity

*Bronze*

Part #	Price/E
BWSG-TI	\$427.75

Stainless Steel Industrial Grade Spray Nozzle

The stainless steel industrial grade spray nozzle is recommended for use on corrosive applications where bronze and aluminum are not suitable.

- heavy duty 300 series stainless steel body and barrel
- variable spray pattern adjusts from a soft spray to a solid stream
- Replaceable rubber cover is specially formulated to resist a wide range of oils and chemicals. Rubber cover also protects surrounding equipment.
- maximum operating pressure: **150 PSI**
- **8 GPM** flow capacity at **100 PSI**
- ½" female NPT inlet
- **200°F** maximum



300 series Stainless Steel

Part #	Price/E
300SSSG	\$661.30



Brass Fittings

Brass Industrial Grade Front Lever Spray Nozzle

The brass industrial grade spray nozzle provides effortless one hand operation: by actuating the operating lever the valve is opened/closed and the jet power is regulated from spray to concentrated jet.

- maximum operating pressure: **350 PSI**
- suitable for hot water up to **122°F**
- The adjusting screw on the back of the gun allows you to fix the desired form of jet. The fixing clamp for the operating lever allows permanent service.
- **6.6 GPM** flow capacity at **72 PSI**
- ½" female NPT inlet
- durable nozzle constructed of a high quality brass and steel combination



Brass

Part #	Price/E
DWG050	\$195.00

Pressure Spray Guns



- 3/8" female inlet
- 1/4" female outlet
- **8 GPM**
- operating pressure: **4500 PSI**
- temperatures to **300°F**
- anti-fatigue pressure compensating design
- W = weeping, for the car wash industry, allows a small stream of water / leak

Part #	Price/E
HPSG	\$81.40
HPSGW	92.40



- 3/8" female inlet
- 1/4" female outlet
- **6.6 GPM**
- operating pressure: **3625 PSI**
- temperatures to **140°F**

Part #	Price/E
HPSGC	\$61.40



- 3/8" female inlet
- 1/4" female outlet
- **8 GPM**
- operating pressure: **5000 PSI**
- temperatures to **300°F**
- heavy duty anti-fatigue design
- stainless inner tube
- Zytel® housing

Part #	Price/E
HPSGHD	\$103.75



- 3/8" female inlet
- 22 mm x 14 mm female outlet
- **8 GPM**
- operating pressure: **3700 PSI**
- temperatures to **104°F**
- extension length: 14"

Part #	Price/E
AL9	\$70.10



Kit includes:

- gun: 22 mm male inlet ,22 mm x 14 mm female outlet end, operating pressure **2500 PSI**
- lance: 18" with vari-spray nozzle 1.25 mm with 22 mm male inlet
- hose: 25', 1/4" ID with 22 mm x 14 mm female ends
- nozzle: 4.0 variable nozzle 0° to 80°

Part #	Price/E
BIT-KIT	\$184.60

Spray Lances and Extensions for Pressure Gun

- for use with **AL9** spray gun *only*
- operating pressure: **4000 PSI** maximum
- temperatures to **300°F**



Spray Lance

Part #	Description	Length	Price/E
AL248	<i>zinc</i> , 22 mm x 14 mm male inlet x 1/4" male outlet	24"	\$25.50

Dual Spray Lances

- for use with **HPSG, HPSGC, HPSGHD** and **HPSGW**
- for soap and water
- temperatures to **300°F**
- **GPM: 10.5**
- requires 1 high pressure nozzle and 1 soap nozzle (pg. 299)
- Allows quick adjustment from high to low pressure with a twist of the handle; low pressure setting allows for use of soap.



AL344




AL333

Part #	Description	Length	Max. Operating PSI	Price/E
AL333	<i>zinc</i> , 1/4" male inlet 2 each 1/4" female outlets	40"	3,650	\$134.00
AL344	<i>stainless steel</i> , 1/4" male inlet, 2 each 1/4" female outlets	40"	4,000	182.75

Molded Grip Extensions

- for use with **HPSG, HPSGC, HPSGHD** and **HPSGW**
- operating pressure: **5000 PSI** maximum
- temperatures to **300°F**
- maximum **GPM: 10.5**



AL325 & AL326

AL324

AL323

Part #	Description	Length	Price/E
AL323XX	<i>zinc</i> , 1/4" male inlet x 1/4" male outlet	24"	\$21.55
AL324XX	<i>zinc</i> , 1/4" male inlet x 1/4" male outlet, 4" space from the end	36"	24.60
AL325XX	<i>zinc</i> , 1/4" male inlet x 1/4" male outlet, 2 grips	48"	42.90
AL326XX	<i>zinc</i> , 1/4" male inlet x 1/4" male outlet, 2 grips	59"	47.80

Vented Grip Lances

- for use with **HPSG, HPSGC, HPSGHD** and **HPSGW**
- for hot water
- operating pressure: **5000 PSI** maximum
- temperatures to **300°F**
- maximum **GPM: 10.5**



AL361



AL362

Part #	Description	Length	Price/E
AL361	<i>zinc</i> , 1/4" male inlet x 1/4" female outlet, straight	36"	\$49.90
AL362	<i>zinc</i> , 1/4" male inlet x 1/4" female outlet, bent	48"	73.55



Brass Fittings

Telescoping Lance and Belt for Pressure Gun

- 3/8" female (pipe thread) inlet
- 1/4" female (quick connect) outlet
- operating pressure: **4000 PSI** maximum
- 1/4" steel braided hose
- **GPM: 7**
- length is in three sections
- temperature up to **300°F**

Part #	Description	Length	Price/E
ARTEL18A	aluminum telescoping lance	6' - 18'	\$553.70



Telescoping Lance Belt

- made of nylon
- adjusts from a minimum of 33" waist to a maximum of 58"

Part #	Description	Price/E
ARTEL-BELT	telescoping lance belt	\$54.45



Quick Couplings and Plugs Swiveling Couplings

- operating pressure: **3650 PSI**
- **GPM: 7.8**
- temperature up to **300°F**



Part #	Description	Price/E
AL450	1/4" female x 22 mm x 1.5 mm swivel <i>swiveling quick coupling</i>	\$16.15



Part #	Description	Price/E
AL451	1/4" male x 22 mm x 1.5 mm swivel <i>swiveling quick coupling</i>	\$16.15



Part #	Description	Price/E
AL453	3/8" female x 22 mm x 1.5 mm swivel <i>swiveling quick coupling</i>	\$19.35

for use with **AL456** only



Part #	Description	Price/E
AL462	3/8" female x female swivel <i>swiveling quick coupling</i>	\$30.70

for use with **AL464** only

Fixed Plugs

- operating pressure: **3650 PSI**
- **GPM: 7.8**
- temperature up to **300°F**



Part #	Description	Price/E
AL454	1/4" female x 22 mm x 1.5 mm male <i>fixed quick coupling plug</i>	\$11.75



Part #	Description	Price/E
AL455F	1/4" male x 22 mm x 1.5 mm male <i>fixed quick coupling plug</i>	\$11.75



Part #	Description	Price/E
AL456	3/8" female x 22 mm x 1.5 mm male <i>fixed quick coupling plug</i>	\$15.10

for use with **AL453** and **AL9**



Part #	Description	Price/E
AL464	3/8" female x male plug <i>fixed quick coupling plug</i>	\$17.20

for use with **AL462** only

Injector Nozzles

For injection of cleaning solutions into high pressure discharge lines

- 3/8" male inlet and outlet
- operating pressure: **4000 PSI**



AL477

Part #	Description	Orifice	GPM	Price/E
AL472	adjustable, green	1.8 mm	2 - 3	\$52.85
AL477	adjustable, red	2.1 mm	3 - 4	53.25
AL478	adjustable, blue	2.3 mm	4 - 5.5	53.25

Line Strainer

- operating pressure: **100 PSI**
- 1/2" female inlet, 1/2" male outlet
- .60 mesh cuffed filter
- 2 additional 1/4" side ports
- maximum **GPM 8**



Part #	Description	Price/E
AR3000-A2	aluminum line strainer	\$37.45

Brass Fittings

Nozzles

High Pressure Spray Soap Nozzles

Part #	Description	Price/E
NZ4040S	1/4" male inlet, 40° spray angle, size #40	\$10.80
NZ8040S	1/4" male inlet, 80° spray angle, size #40	10.80



High Pressure Spray Nozzles

Part #	Description	Price/E
NZ1504	1/4" male NPT inlet, 15° spray angle, size 4	\$16.20
NZ2504	1/4" male NPT inlet, 25° spray angle, size 4	16.20
NZ4004	1/4" male NPT inlet, 40° spray angle, size 4	16.20



Quick Connect Soap Nozzle

Part #	Description	Price/E
NZ6540QCS	1/4" straight through plug inlet, 65° spray angle, size #40	\$15.20



To be used with 1/4" couplers on page 358.

Quick Connect Spray Nozzles

Part #	Description	Price/E
MSP415	1/4" straight through plug inlet, 15° spray angle, size #4, yellow	\$16.50
MSP425	1/4" straight through plug inlet, 25° spray angle, size #4, green	16.50
MSP440	1/4" straight through plug inlet, 40° spray angle, size #4, white	16.50



To be used with 1/4" couplers on page 358.

Multi-Pack Quick Connect Nozzles

Part #	Nozzle	Description	Price/E
MSP4PAK	NZ6540QCS MSP415 MSP425 MSP440	1/4", 65° spray angle, size #40 1/4", 15° spray angle, size #4, yellow 1/4", 25° spray angle, size #4, green 1/4", 40° spray angle, size #4, white	\$65.25



Multi-Pack High Pressure Spray Nozzles

- 1/4" quick connect nozzle multi-packs include: 0° red, 15° yellow, 25° green, 40° white and 50° black soap nozzles

Part #	Price/E	Nozzle Size	GPM @ PSI								
			800	1000	1500	2000	2500	3000	3500	4000	5000
NZMQC5P-030	\$49.40	3.0	1.34	1.50	1.84	2.12	2.37	2.60	2.81	3.00	3.35
NZMQC5P-035	49.40	3.5	1.57	1.75	2.14	2.47	2.77	3.03	3.27	3.50	3.91
NZMQC5P-040	49.40	4.0	1.79	2.00	2.45	2.83	3.16	3.46	3.74	4.00	4.47
NZMQC5P-045	49.40	4.5	2.01	2.25	2.76	3.18	3.56	3.90	4.21	4.50	5.03
NZMQC5P-050	49.40	5.0	2.24	2.50	3.06	3.54	3.95	4.33	4.68	5.00	5.59
NZMQC5P-055	49.40	5.5	2.46	2.75	3.37	3.89	4.35	4.76	5.14	5.50	6.15
NZMQC5P-065	49.40	6.5	2.91	3.25	3.98	4.60	5.14	5.63	6.08	6.50	7.27
NZMQC5P-080	49.40	8.0	3.58	4.00	4.90	5.66	6.32	6.93	7.48	8.00	8.94
NZMQC5P-120	75.40	12.0	5.37	8.00	7.35	8.49	9.49	10.39	11.22	12.00	13.42
NZMQC5P-150	75.40	15.0	6.71	7.50	9.19	10.61	11.86	12.99	14.03	15.00	16.77

- 1/4" MEG nozzle multi-packs include: 0°, 15°, 25°, 40° and 65° soap nozzles

Part #	Price/E	Nozzle Size	GPM @ PSI								
			800	1000	1500	2000	2500	3000	3500	4000	5000
NZMMEG5P-035	\$51.50	3.5	1.57	1.75	2.14	2.47	2.77	3.03	3.27	3.50	3.91
NZMMEG5P-040	51.50	4.0	1.79	2.00	2.45	2.83	3.16	3.46	3.74	4.00	4.47
NZMMEG5P-045	51.50	4.5	2.01	2.25	2.76	3.18	3.56	3.90	4.21	4.50	5.03
NZMMEG5P-050	51.50	5.0	2.24	2.50	3.06	3.54	3.95	4.33	4.68	5.00	5.59
NZMMEG5P-055	51.50	5.5	2.46	2.75	3.37	3.89	4.35	4.76	5.14	5.50	6.15



Brass Fittings

Turbo Nozzles

- 15° spray angle
- temperatures to **195°F**
- ceramic orifice



Part #	Description	Orifice	Nozzle Size	Max. Operating PSI	Price/E
AL-TPR25-30	¼" female inlet, yellow	1.30 mm	4.0	3,625	\$182.30
AL-TPR25-50	¼" female inlet, green	1.50 mm	5.5 - 6.0	3,625	182.30
AL-TPR25-70	¼" female inlet, red	1.70 mm	7.0 - 7.5	3,625	182.30
AL-TPR30-30	¼" female inlet, yellow	1.30 mm	4.0	5,075	276.25
AL-TPR30-50	¼" female inlet, green	1.50 mm	5.5	5,075	276.25
AL-TPR30-70	¼" female inlet, red	1.70 mm	6.5	5,075	276.25

Nozzle Holders

- temperatures to **300°F**



AL414



AL416

Part #	Description	GPM	Operating PSI	Price/E
AL414	adjustable hi/low nozzle holder with nozzle protector, ¼" female inlet and outlet	7.8	3,650	\$47.25
AL416	change over nozzle, ¼" female inlet, 2 each ¼" female outlet	8	2,900	63.30

Inlet Filter for Turbo Nozzles

- ¼" female inlet, ¼" male outlet
- temperatures to **212°F**
- 100 mesh filter



Part #	Description	GPM	Operating PSI	Price/E
AR3500	stainless steel, inlet water filter	8	5,000	\$37.50

Braided Rubber Hose



Part #	Pressure PSI	Length	Inside Diameter	Male Swivel Inlet	Male Swivel Outlet	Price/E
AR503830SSP	4,000	50'	3/8"	3/8"	3/8"	\$242.65

Hand Crank Hose Reel

- operating PSI: **3,000 PSI**
- temperature to: **160°F**
- 3/8" male outlet
- steel
- 3/8" female inlet
- holds 100' of 3/8" pressure hose



Part #	Price/E
AR-REEL100	\$397.80

Unloader Valves

Pressure regulating unloader valves automatically relieves pressure from the pump at shut-off.

- temperatures to **190°F**
- inlet: 2 each, 3/8" female NPT
- outlet: 3/8" female NPT
- bypass: 2 each, 3/8" female NPT

Part #	Description	GPM	Operating PSI	Price/E
AL605	yellow spring	8 gallons maximum	2,320	\$169.30
AL606	blue spring	8 gallons maximum	3,650	169.30
AL607	black spring	8 gallons maximum	4,500	174.40



- temperatures to **190°F**
- inlet: 3/8" female
- outlet: 3/8" male
- bypass: 3/8" female

Part #	Description	GPM	Operating PSI	Price/E
AR20831	VR-35 unloader valve	9	5,100	\$215.60



©
Brass
Fittings

Valves

Thermal Relief Valve

- operating PSI: **200 PSI**
- temperature to: **140°F**
- inlet: 1/2" male

Part #	Price/E
TPP140	\$22.70



Safety Release Valve

- operating PSI: **1,000 to 4,000 PSI**
- temperature to: **200°F**
- inlet: 3/8" male
- **6 GPM**

Part #	Price/E
AR5000-1	\$34.35



Balance Release Valve

- operating PSI: **4,000 PSI**
- temperature to: **195°F**
- **6.6 GPM**
- inlet/outlet: 3/8" female NPT
- bypass: 3/8" female NPT

Part #	Price/E
AL702	\$107.80



Water Broom

- operating PSI: **4,000 PSI**
- 1/4" quick connect plug
- stainless steel

Part #	Description	Price/E
AR-BROOM16	16", 4 nozzle broom	\$135.30



**New
for 2012**



**Garden Hoses
Perfect Water Hose**

- for residential and industrial use
- lightweight, easy handling
- heavy duty male and female garden hose fittings
- blue cover
- polypropylene double helix construction with TPE cover
- flexible and kink-free
- working pressure: **100 PSI** at 70°F
- burst pressure: 300 PSI at 70°F
- temperature range: **-20°F to 158°F**

Part #	Size	Price/E
PWH25	5/8" x 25'	\$84.00
PWH50	5/8" x 50'	155.00
PWH100	5/8" x 100'	288.00

**New
for 2012**



Top Level PVC Hose

- heavy-duty 3/4" brass couplings
- kink resistant
- green cover
- drinking water safe
- working pressure: **100 PSI**
- temperature range: **15°F to 150°F**

Part #	Size	Price/E
GGH25	5/8" x 25'	\$29.00
GGH50	5/8" x 50'	47.00
GGH75	5/8" x 75'	66.00

Premium Flexzilla™ Hose



- temperature range: **-40°F to 150°F**
- premium hybrid polymer material
- anodized aircraft aluminum fittings on both ends of hose
- kink resistant under pressure
- no memory - lays flat, coils easily
- abrasion resistant
- 3/4" - 1 1/2" GHT fittings
- rugged bend restrictors
- lightweight

Part #	Size	Price/E	Pkg Qty
KRH50	5/8" x 50'	\$125.00	1
KRH75	5/8" x 75'	161.00	1
KRH100	5/8" x 100'	196.00	1

Flexogen® Hose



- heavy-duty, crush resistant, full-flow brass couplings with a built-in washer for tight sealing
- coils and handles easily in all weather
- patented 8-ply construction
- lightweight
- maximum kink resistance
- flow guard plus protective collar resists kinks at faucet
- polished surface resists abrasions, stains and mildew
- machined brass ends standard

Part #	Size	Price/E	Pkg Qty
FGH25	5/8" x 25'	\$50.60	1
FGH50	5/8" x 50'	85.75	1

Rubber Vinyl Garden Hose



- extra tough, five-ply construction
- exclusive, soft textured, abrasion-resistant green cover
- dual reinforced, heavy-duty, flexibility, kink resistance
- combines durability of rubber, easy handling of vinyl
- SEAL-TITE® leakproof coupling
- working pressure: **150 PSI**
- temperature range: **0°F to 140°F**

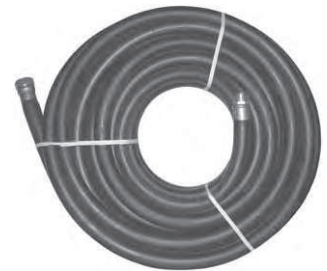
Part #	Size	Price/E	Opt Qty
SGH25	5/8" x 25'	\$49.25	5
SGH50	5/8" x 50'	85.00	5
SGH75	5/8" x 75'	115.60	3
SGH100	5/8" x 100'	160.00	3
SGH50-75	3/4" x 50'	116.00	5
SGH75-75	3/4" x 75'	176.50	3

Garden Hoses

Contractors Rubber Water Hose

- heavy duty, crush proof solid brass couplings with wrench grips
- EPDM tube
- spiral synthetic cord reinforcement
- black EPDM cover
- working pressure: **150 PSI**
- temperature range: **-20°F to 180°F**

Part #	Size	Price/E	Opt Qty
CWH50	3/4" x 50'	\$172.00	5



Premium Rubber Hose

- professional grade reinforcement provides maximum strength
- heavy-duty flexibility
- ultimate kink resistance
- SEAL-TITE® leakproof coupling
- EPDM tube
- black EPDM cover
- working pressure: **125 PSI**
- temperature range: **-20°F to 160°F**

Part #	Size	Price/E	Opt Qty
PGH50	5/8" x 50'	\$112.20	5
PGH75	5/8" x 75'	158.40	3



Brass Fittings

Hot Water Rubber Reinforced Hose

- industrial style reinforcing for flexibility, high burst strength
- extra heavy-duty, crush-proof, machined brass couplings
- maximum wear, abrasion-resistant red cover
- withstands extensive hot water (**200°F**) use
- working pressure: **130 PSI**

Part #	Size	Price/E	Opt Qty
HWH50	5/8" x 50'	\$128.00	5
HWH50-75	3/4" x 50'	189.50	3



Marine, Camper, Patio & Pool Hose

- lightweight to handle, easy to store
- USFDA - approved tube materials for food contact use
- nickel plated couplings
- white cover
- working pressure: **80 PSI** at ambient temperature (**70°F**)

Part #	Size	Price/E	Opt Qty
MCH50	5/8" x 50'	\$74.25	5



Country Club® RT Hose

- for golf courses, parks, nurseries
- premium PVC for high strength, flexibility
- lightweight, easy handling
- industrial knit reinforcing for kink resistance
- heavy duty 1" NPSH brass couplings
- green cover
- working pressure: **150 PSI** at ambient temperature (**70°F**)
- burst pressure: **450 PSI**

Part #	Size	Price/E	Opt Qty
CCH50	1" x 50'	\$316.70	2



Nozzles

Brass / Rubber Power Flow Water Nozzle



- all metal body and handle
- curved design to fit the contour of your hand
- overmold for comfortable handling
- built in flow control to regulate the amount of water flow
- locking feature to make extended watering easy
- large easy-turn dial

Inlet Thread	Part #	Price/E
GHT	PNB75GHT	\$39.80

Insulated Water Nozzles



- clip locks any spray pattern
- chrome plated all zinc body
- industrial strength nylon handle
- rubber handle guard
- GHT thread on head
- heavy duty brass valve and adjusting nut
- hot water up to **180°F**

Inlet Thread	Part #	Price/E
GHT	SN75	\$23.50

Pistol-Grip Water Nozzle



- clip locks any spray pattern
- easy squeeze on/off lever
- heavy duty all zinc metallized body
- brass valve and adjusting nut
- stainless steel spring with lifetime packing
- rubber handle guard

Part #	Price/E
CSN75	\$13.45

Brass Twist Nozzles



- brass
- for use up to **150 PSI** (water only)
- **500-AN4** and **500-AN7** are imported

Thread Size	Length	Part #	Price/E
3/4" GHT	4"	BTN75	\$17.90
3/4" GHT	4"	500AN4	12.38
3/4" GHT	6"	500-AN7	36.48

Adjust-a-Power Nozzle



- ideal for patio, auto and boat, driveway and garden
- produces 50% more power than twist nozzles
- does not require a washer
- leave nozzle in the open position when not in use
- brass construction with stainless steel bearings
- for use up to **100 PSI** (water only) at ambient temperature (70°F)

Thread Size	Part #	Price/E
3/4" GHT	AAPN75GHT	\$24.00



Nozzles and Accessories

Green Constant Flow Nozzle Display

- shatterproof and UV resistant GE Lexan® is able to withstand tough environmental conditions
- easy twist spray pattern adjustment
- sold in case quantity only, with display
- 25 nozzles per case



Thread Size	45° Spray GPM @ 100 PSI	Part #	Price/case
3/4" GHT	25.1	FNB75GHT-GD	\$493.00

Green Constant Flow Nozzle with Bumper

- green plastic
- steel stem
- can be used as a replacement for nozzles in the case listed above



Thread Size	45° Spray GPM @ 100 PSI	Part #	Price/E
3/4" GHT	25.1	GNB75GHT	\$20.30

Fire Hose Nozzle with Bumper

- red polycarbonate with brass stem
- adjusts from Straight Stream to Fog
- for use up to **100 PSI** (water only) at ambient temperature (70°F)



Thread Size	Solid Stream @ 100 PSI	45° Spray GPM @ 100 PSI	120° Spray GPM @ 100 PSI	Part #	Price/E
3/4" GHT	20	25.1	30.9	FNB75GHT	\$40.80

Brass Sweeper Nozzle

Thread Size	Discharge	Length	Part #	Price/E
3/4" GHT	3/16"	2"	PSN76	\$7.75



Brass Plain Hose Nozzle

- brass with satin finish
- for use up to **100 PSI** (water only) at ambient temperature (70°F)



Thread Size	Discharge	Length	Part #	Price/E
3/4" GHT	1/4"	6"	BN6	\$41.75

Hydrant Adapter

- cast brass



Female NST	Male GHT	Part #	Price/E
2 1/2"	3/4"	HA2576	\$29.35

Washers and Gaskets



red vinyl



white rubber

GHT Washers

Material	Part #	Price/E	Opt Qty
red vinyl	TVW7	\$0.10	100
white rubber (Styrene Butadiene)	TRW7	0.25	100



Garden Hose Screen Gasket

Material	Mesh Size	Part #	Price/E
FDA approved black vinyl	6050 mesh, 304 SS	TVS7-30	\$0.79

Compression bibb faucets sold on pages 306 and 534.

Garden Hose Accessories

Standard Flow Fittings

Flexible Water Nozzle

- bends for water flow, shuts off when released
- 3/4" GHT



Part #	Price/E
8005	\$41.15

Radiator Bibb

- vinyl spout
- 1/4" female pipe thread connection



Part #	Price/E
8013	\$30.20

Garden Hose Gooseneck


- powder-coated zinc gooseneck connector angles hose away from hose bib
- **125 PSI** at ambient temperature (70°F)



Part #	Price/E
GHGN	\$14.00

Straight GHT Valve

- powder-coated zinc shut-off valve
- hot water up to **160°F**
- **150 PSI**



Part #	Price/E
GHV	\$12.20

GHT Twin Valve

- powder-coated zinc with twin shut-off valves
- hot water up to **160°F**
- **150 PSI**



Part #	Price/E
GHYV	\$17.00

GHT Y

- powder-coated zinc with twin outlet
- includes one end cap
- hot water up to **160°F**
- **150 PSI**



Part #	Price/E
GHY	\$9.75

GHT 4-Valve Manifold



- forged brass
- stainless balls
- Teflon® seats
- swivel inlet

Part #	Price/E
500-GH4V	\$89.66

Compression Bibb Faucets



- rough brass finish
- nozzle end is GHT
- *for water use only*

Male NPT Inlet Size	Brass	
	Part #	Price/E
1/2"	35-201-10	\$28.70
3/4"	35-202-10	28.70



GHT Zinc Hose Fittings

- premium brass and zinc construction for maximum strength and durability
- patented impact resistant clamp design
- non-corroding high grade 410 stainless steel screws will not strip when tightened
- leakproof, reusable
- for rubber or plastic hose
- **fits all 5/8" and 3/4" hose**



female



male



mender

Opt Qty	Female Part #	Price/E	Male Part #	Price/E	Mender Part #	Price/E
48	M5834F	\$14.60	M5834M	\$13.00	M5834HM	\$20.25



Brass Fittings

GHT Coupler and Adapter

**New
for 2012**

Size	glass reinforced nylon Part #	Price/E
3/4"	75-AGH-NY	\$7.65



male adapter x female GHT

Size	glass reinforced nylon Part #	Price/E
3/4"	75-BGH-NY	\$16.40



female coupler x male GHT

Brass Garden Hose Quick Connectors

- Precision machined from solid brass with easy push-pull ring for long lasting and quick hose attachments.
- maximum operating pressure: **200 PSI** at ambient temperature (70°F)

Description	Part #	Price/E	Opt Qty
complete assembly	DGH7	\$14.44	25
male plug	DGH7P	4.57	25
female coupler	DGH7C	9.87	25
seal	DGHW7	0.77	25
valved coupler - water shutoff	DGH7CV	13.82	25
complete valved assembly	DGH7V	18.39	25



**New
for 2012**

Spray Valve and Hose Assembly

Spray Valves

- even spray valve mist provides the proper moisture on paper roll ends
- helps eliminate wrinkles and folder delivery problems, increasing pressroom production and reducing waste
- A slight flex of the hose in any direction (360°) activates the spray.
- quick action with no protruding levers, thumb depressors, triggers or other devices utilized
- Positive water seal when hose is released causes the internal valve to close and immediately shut off spray.
- sealed mechanism with no packing gland



valve with hook

Female NPT Size	Description	Part #	Price/E
1/4"	valve, no hook	83304	\$48.64
3/8"	valve, no hook	83306	48.64
1/4"	valve, with hook	83304H	51.67
3/8"	valve, with hook	83306H	51.67

Spray Valve Hose Assembly

Male NPT Inlet	Description	Part #	Price/E
3/8"	3/8" ID, 5' hose	8320605	\$72.73

**New
for 2012**

Short Shank GHT Fitting with Round Nut

uses washers on page 305
complete couplings



Hose Size	Brass	
	Part #	Price/E
1/2"	BGH74	\$11.78
5/8"	BGH75	11.78
3/4"	BGH76	12.00

female GHT couplings



Hose Size	Shank Length	Brass	
		Part #	Price/E
1/2"	1"	BGHF74	\$5.90
5/8"	1"	BGHF75	5.90
3/4"	1"	BGHF76	6.13

male GHT couplings



Hose Size	Shank Length	Brass	
		Part #	Price/E
1/2"	1"	BGHM74	\$6.04
5/8"	1"	BGHM75	6.04
3/4"	1"	BGHM76	6.04

Aluminum Short Shank Fitting with Octagon Nut

**New
for 2012**

complete couplings



Hose Size	Shank Length	Aluminum	
		Part #	Price/E
3/8"	13/16"	ABC73	\$4.80
1/2"	13/16"	ABC74	4.80
5/8"	1-1/8"	ABC75	4.80
3/4"	1-1/8"	ABC76	5.05

Brass Fittings

Brass Short Shank Fittings - NPSM Thread


uses KRW washers on page 275
complete machined coupling

Hose ID	Thread	Part #	Price/E
1/2"	3/4"	BS406	\$19.55
3/4"	3/4"	BS606	20.40
1"	1"	BS808 ¹	29.22



machined female with swivel nut

Hose ID	Thread	Part #	Price/E
1/2"	3/4"	BS446	\$8.75
5/8"	3/4"	BS546	9.55
3/4"	3/4"	BS646	9.80
1"	1"	BS848 ¹	15.50



machined male

Hose ID	Thread	Part #	Price/E
1/2"	3/4"	BS416	\$10.80
---	---	---	---
3/4"	3/4"	BS616	10.60
1"	1"	BS818 ¹	13.72



¹ NPSH threads



GHT Thread Fitting with Hex Nut

uses washers on page 275
complete cast coupling (sold in complete sets only)

Hose Size	Brass		Price/E
	Part #		
1/2"	CBC74		\$12.60
5/8"	CBC75		12.60
3/4"	CBC76		12.60
1"	CBC88 ¹		21.50



¹ NPSM threads

complete machined coupling

Hose Size	Brass		303 Stainless	
	Part #	Price/E	Part #	Price/E
3/8"	BC73	\$13.40	---	---
1/2"	BC74	13.21	SSC74	\$156.96
5/8"	BC75	13.77	SSC75	156.96
3/4"	BC76	14.05	SSC76	156.96
1"	BC78	20.28	---	---



machined female with swivel nut

Hose Size	Brass		303 Stainless		Pkg Qty
	Part #	Price/E	Part #	Price/E	
3/8"	BCF73	\$7.04	---	---	25
1/2"	BCF74	7.04	SSCF74	\$97.58	25
5/8"	BCF75	7.04	SSCF75	97.58	25
3/4"	BCF76	7.34	SSCF76	97.58	25
1"	BCF78	12.20	---	---	10



machined male

Hose Size	Brass		303 Stainless		Pkg Qty
	Part #	Price/E	Part #	Price/E	
3/8"	BCM73	\$6.37	---	---	25
1/2"	BCM74	6.18	SSCM74	\$59.39	25
5/8"	BCM75	6.74	SSCM75	59.39	25
3/4"	BCM76	6.74	SSCM76	59.39	25
1"	BCM78	8.09	---	---	10



GHT Adapters



female GHT swivel

Female x Female	Brass		Opt Qty
	Part #	Price/E	
GHT x GHT	BA977	\$9.83	25



female GHT swivel x female NPTF

Female x Female	Brass		303 Stainless		Opt Qty
	Part #	Price/E	Part #	Price/E	
GHT x 1/2" NPTF	BAS974	\$8.55	RAS974 ¹	\$72.38	25
GHT x 3/4" NPTF	BAS976	10.34	RAS976 ¹	78.12	10



female GHT swivel x male NPTF

Female x Male	Brass		303 Stainless		Opt Qty
	Part #	Price/E	Part #	Price/E	
GHT x 1/4" NPTF	504-1204	\$8.54	---	---	25
GHT x 3/8" NPTF	504-1206	8.37	---	---	25
GHT x 1/2" NPTF	504-1208	8.79	R504-1208 ¹	\$83.19	25
GHT x 3/4" NPTF	504-1212	10.15	R504-1212 ¹	89.92	25



female GHT x male NPTF

Female x Male	Brass		303 Stainless		Opt Qty
	Part #	Price/E	Part #	Price/E	
GHT x 3/8" NPTF	BMA973	\$6.66	---	---	25
GHT x 1/2" NPTF	BMA974	7.72	RMA974 ¹	\$48.32	25
GHT x 3/4" NPTF	BMA976	10.53	RMA976 ¹	49.31	25



rigid female GHT x female NPTF

Female x Female	Brass		303 Stainless		Opt Qty
	Part #	Price/E	Part #	Price/E	
GHT x 1/8" NPTF	BA971	\$6.70	---	---	50
GHT x 1/4" NPTF	BA972	7.54	---	---	25
GHT x 3/8" NPTF	BA973	7.64	---	---	25
GHT x 1/2" NPTF	BA974	9.60	RA974 ¹	\$47.68	25
GHT x 3/4" NPTF	BA976	9.60	RA976 ¹	47.68	25



threaded male

Male x Male	Brass		303 Stainless		Opt Qty
	Part #	Price/E	Part #	Price/E	
GHT x GHT	BA777 ²	\$5.61	RA777 ¹	\$35.98	25
1" NPSH x GHT	509-1612 ²	10.69	---	---	20



male GHT x male NPTF

Male x Male	Brass		303 Stainless		Opt Qty
	Part #	Price/E	Part #	Price/E	
GHT x 3/8" NPTF	BA73 ²	\$5.34	---	---	25
GHT x 1/2" NPTF	BA74 ²	5.77	RA74 ¹	\$39.73	25
GHT x 3/4" NPTF	BA776 ^{2,3}	6.26	RA776 ¹	38.11	25
GHT x 1" NPTF	BA78 ²	13.82	---	---	10



male GHT x female NPTF

Male x Female	Brass		303 Stainless		Opt Qty
	Part #	Price/E	Part #	Price/E	
GHT x 1/4" NPTF	507-1204 ²	\$3.90	---	---	25
GHT x 3/8" NPTF	507-1206 ²	4.53	---	---	25
GHT x 1/2" NPTF	BA794 ²	4.90	RA794 ¹	\$28.31	25
GHT x 3/4" NPTF	BA796 ²	7.68	RA796 ¹	47.26	25



garden hose cap

Female	Brass		Opt Qty
	Part #	Price/E	
GHT	GHC7	\$4.24	50

¹ stainless steel fittings are NPT

² redesigned with extended male GHT, deeper thread

³ BA776 also has 1/2" female NPT on ID of 3/4" male NPT side

Bulkhead Couplings



Brass Part #	Female NPTF	Hole Size	Length	Price/E
207BH2	1/8"	5/8"	1.50"	\$9.85
207BH4	1/4"	3/4"	1.50"	11.64
207BH4S	1/4"	3/4"	.94"	9.30
207BH6	3/8"	1"	1.31"	14.66
207BH8	1/2"	1-1/8"	1.50"	19.90
207BH12	3/4"	1-5/16"	1.50"	97.17

Brass Adapters

hex nipples

NPTF Thread	Part #	Price/E	Opt Qty
1/8" x 1/8"	BCN12	\$2.16	100
1/4" x 1/4"	BCN25	2.75	100
3/8" x 3/8"	BCN37	3.71	50
1/2" x 1/2"	BCN50	5.54	25
3/4" x 3/4"	BCN75	7.33	25
1" x 1"	BCN100	17.42	10



female hex couplings

NPTF Thread	Part #	Price/E
1/8" x 1/8"	BA1F1F	\$2.72
1/4" x 1/4"	BA2F2F	4.60
3/8" x 3/8"	BA3F3F	5.34
1/2" x 1/2"	BA4F4F	8.21
3/4" x 3/4"	BA6F6F	14.14



**New
for 2012**

hex head plugs

NPT Thread	Part #	Price/E
1/8"	HHP1M	\$1.14
1/4"	HHP2M	1.77
3/8"	HHP3M	2.36
1/2"	HHP4M	4.22
3/4"	HHP6M	6.56
1"	HHP8M	12.30



hex socket plugs

NPT Thread	Part #	Price/E	Opt Qty
1/8"	219-0200	\$1.27	50
1/4"	219-0400	2.47	100
3/8"	219-0600	3.46	25
1/2"	219-0800	6.59	25
3/4"	219-1200	9.56	25



©
Brass
Fittings

note: hex head plug is hollow

threaded unions

NPT Thread	Part #	Price/E
1/4"	TUN2F	\$25.65
3/8"	TUN3F	26.45
1/2"	TUN4F	29.90



male unions

NPSM	NPSM	Part #	Price/E
1/8"	1/8"	176-0202	\$2.68
1/4"	1/4"	176-0404	3.04
3/8"	3/8"	176-0606	4.31
1/2"	1/2"	176-0808	5.55



adapters

Male NPSM	Female NPTF	Part #	Price/E
1/4"	1/4"	174-0404	\$3.60
3/8"	3/8"	174-0606	4.20
1/2"	1/2"	174-0808	5.46



female NPSH x female NPSH swivel

Female NPSH	Female NPSH	Part #	Price/E
1"	1"	BA1616	\$18.10



ball seat to male pipe

NPSM	NPTF	Part #	Price/E	Opt Qty
1/8"	1/8"	BSM11	\$2.25	100
1/4"	1/8"	BSM21	2.34	100
1/4"	1/4"	BSM22	2.55	100
3/8"	1/4"	BSM32	3.50	100
3/8"	3/8"	BSM33	3.66	50
3/8"	1/2"	BSM34	5.92	50
1/2"	3/8"	BSM43	4.14	50
1/2"	1/2"	BSM44	5.70	50
3/4"	3/4"	BSM66	7.50	25



Brass Adapters

reducer hex bushings

Female NPTF	Male NPTF	Part #	Price/E	Opt Qty
1/8"	1/4"	HB1F2M	\$1.86	100
1/8"	3/8"	HB1F3M	2.25	100
1/8"	1/2"	HB1F4M	3.89	25
1/8"	3/4"	HB1F6M	6.65	25
1/4"	3/8"	HB2F3M	2.54	100
1/4"	1/2"	HB2F4M	4.11	50
1/4"	3/4"	HB2F6M	7.29	25
1/4"	1"	HB2F8M	14.02	10
3/8"	1/2"	HB3F4M	3.37	50
3/8"	3/4"	HB3F6M	6.45	25
3/8"	1"	HB3F8M	13.21	10
1/2"	3/4"	HB4F6M	7.03	25
1/2"	1"	HB4F8M	13.01	10
3/4"	1"	HB6F8M	10.95	10



reducer adapters

Female NPTF	Male NPTF	Part #	Price/E	Opt Qty
1/8"	1/8"	RA1F1M	\$2.11	100
1/4"	1/8"	RA2F1M	3.71	50
1/4"	1/4"	RA2F2M	3.80	50
3/8"	1/8"	RA3F1M	4.04	50
3/8"	1/4"	RA3F2M	4.33	50
3/8"	3/8"	RA3F3M	4.48	50
1/2"	1/4"	RA4F2M	6.59	25
1/2"	3/8"	RA4F3M	5.78	25
1/2"	1/2"	RA4F4M	7.27	25
3/4"	3/8"	RA6F3M	9.69	10
3/4"	1/2"	RA6F4M	10.20	10
3/4"	3/4"	RA6F6M	12.76	10



reducer hex nipples

NPTF Thread	Part #	Price/E	Opt Qty
1/4" x 1/8"	HN2M1M	\$2.58	100
3/8" x 1/8"	HN3M1M	3.81	50
3/8" x 1/4"	HN3M2M	3.56	50
1/2" x 1/4"	HN4M2M	5.10	50
1/2" x 3/8"	HN4M3M	5.30	50
3/4" x 1/2"	HN6M4M	8.28	25



reducer couplings

NPTF Thread	Part #	Price/E
1/4" x 1/8"	RC2F1F	\$4.26
3/8" x 1/8"	RC3F1F	4.62
3/8" x 1/4"	RC3F2F	4.76
1/2" x 1/4"	RC4F2F	6.80
1/2" x 3/8"	RC4F3F	6.64
3/4" x 3/8"	RC6F3F	10.57
3/4" x 1/2"	RC6F4F	10.92



**New
for 2012**

pipe caps

NPT Thread	Part #	Price/E	Opt Qty
1/8"	213-0200	\$2.21	50
1/4"	213-0400	3.26	100
3/8"	213-0600	5.44	25
1/2"	213-0800	6.61	25
3/4"	213-1200	10.58	25



Brass Fittings

Brass Pipe Nipples

long pipe nipples

NPT Thread	Length	Part #	Price/E	Opt Qty
1/8"	1-1/2"	166-0215	\$2.62	25
1/8"	2"	166-0220	3.54	25
1/8"	2-1/2"	166-0225	4.22	25
1/8"	3"	166-0230	4.11	25
1/8"	3-1/2"	166-0235	4.50	10
1/8"	4"	166-0240	5.24	10
1/4"	1-1/2"	166-0415	4.01	25
1/4"	2"	166-0420	4.75	25
1/4"	2-1/2"	166-0425	6.40	25
1/4"	3"	166-0430	5.83	25
1/4"	3-1/2"	166-0435	6.33	10
1/4"	4"	166-0440	6.59	10
1/4"	5"	166-0450	8.29	5
3/8"	1-1/2"	166-0615	3.72	25
3/8"	2"	166-0620	4.90	25
3/8"	2-1/2"	166-0625	7.35	10
3/8"	3"	166-0630	7.51	10
3/8"	3-1/2"	166-0635	8.43	10
3/8"	4"	166-0640	9.50	5
1/2"	1-1/2"	166-0815	5.35	10
1/2"	2"	166-0820	6.03	10
1/2"	2-1/2"	166-0825	9.24	10
1/2"	3"	166-0830	9.76	10
1/2"	3-1/2"	166-0835	11.63	10
1/2"	4"	166-0840	11.60	5
3/4"	2"	166-1220	9.00	25
3/4"	2-1/2"	166-1225	11.78	25
3/4"	3"	166-1230	12.65	25
3/4"	3-1/2"	166-1235	13.31	25
1"	2"	TN100X2B	21.00	---
1"	3"	TN100X3B	31.50	---
1"	4"	TN100X4B	42.00	---
1 1/2"	2"	TN150X2B	34.15	---
1 1/2"	3"	TN150X3B	47.00	---
2"	3"	TN200X3B	63.00	---
2"	4"	TN200X4B	84.00	---
2"	6"	TN200X6B	116.30	---

- carbon steel and stainless steel nipples are available on pages 274 and 590



Brass Fittings

close pipe nipples

NPT Thread	Part #	Price/E	Opt Qty
1/8"	165-0202	\$1.56	50
1/4"	165-0404	2.19	50
3/8"	165-0606	2.45	100
1/2"	165-0808	4.85	25
3/4"	165-1212	9.25	25
1"	165-1616	12.63	25
1 1/2"	CN150B	31.75	5
2"	CN200B	48.35	5
3"	CN300B	173.40	5

- carbon steel, galvanized steel and stainless steel nipples are available on pages 235, 274 and 589

**Brass Pipe Crosses - Extruded**

Female NPTF Size	Part #	Price/E	Opt Qty
1/8" - 27	228-0202	\$6.18	25
1/4" - 18	228-0404	10.68	25
3/8" - 18	228-0606	12.38	25
1/2" - 14	228-0808	26.59	10
3/4" - 14	228-1212	39.85	10



Brass Fittings

Brass Tees**street tees - extruded**

Female NPTF	Male NPTF	Part #	Price/E	Opt Qty
1/8"	1/8"	326-0202	\$4.96	25
1/4"	1/4"	326-0404	8.01	25
3/8"	3/8"	326-0606	10.96	25
1/2"	1/2"	326-0808	21.49	25
3/4"	3/4"	326-1212	34.08	10

male branch tees - extruded

NPTF Thread	Part #	Price/E	Opt Qty
1/8"	324-0202	\$5.90	25
1/4"	324-0404	8.95	25
3/8"	324-0606	11.16	25
1/2"	324-0808	19.98	25
3/4"	324-1212	35.06	10

female tees - extruded

NPTF Thread	Part #	Price/E	Opt Qty
1/8"	322-0202	\$4.81	25
1/4"	322-0404	8.32	25
3/8"	322-0606	11.21	25
1/2"	322-0808	21.45	25
3/4"	322-1212	29.31	10

Brass Elbows**90° male pipe elbows - forged**

Male PTF	Part #	Price/E	Opt Qty
1/8"	169-0202	\$3.35	25
1/4"	169-0404	4.57	25
3/8"	169-0606	6.62	25
1/2"	169-0808	11.02	25

90° female pipe elbows - extruded

Female NPTF	Part #	Price/E	Opt Qty
1/8"	EL1F1F	\$4.38	25
1/4"	EL2F2F	7.01	25
3/8"	EL3F3F	9.13	25
1/2"	EL4F4F	17.24	25
3/4"	EL6F6F	25.57	10

90° street elbows - extruded

Female NPTF	Male NPTF	Part #	Price/E	Opt Qty
1/8"	1/8"	SE1F1M	\$4.29	25
1/4"	1/8"	SE2F1M	5.47	25
1/4"	1/4"	SE2F2M	6.88	25
3/8"	1/4"	SE3F2M	7.50	25
3/8"	3/8"	SE3F3M	9.48	25
1/2"	3/8"	SE4F3M	13.52	25
1/2"	1/2"	SE4F4M	16.85	25
3/4"	1/2"	SE6F4M	18.89	25
3/4"	3/4"	SE6F6M	24.90	10

45° street elbows - extruded

Female NPTF	Male NPTF	Part #	Price/E	Opt Qty
1/8"	1/8"	306-0202	\$4.38	25
1/4"	1/4"	306-0404	4.86	25
3/8"	3/8"	306-0606	7.29	25
1/2"	1/2"	306-0808	12.70	25
3/4"	3/4"	306-1212	21.07	10

Brass Push-On Fittings

Dixon push-on fittings are intended for use with Lok-On (push-on style) hose only. No hose clamps or ferrules are needed. Lok-On fittings will properly grip Lok-On hose only when pushed all the way in, with the cut end of the hose completely concealed by the plastic cap. **SAFETY ALERT**

NPTF Hose Barb Fittings



male NPTF x push-on hose barb
National Pipe Tapered - dryseal



female NPTF x push-on hose barb
National Pipe Tapered - dryseal

Hose ID	NPTF Thread	Brass		303 Stainless		Opt Qty
		Part #	Price/E	Part #	Price/E	
1/4"	1/8"	BPN21	\$2.18	RPN21	\$29.17	100
1/4"	1/4"	BPN22	2.55	RPN22	23.31	100
1/4"	3/8"	BPN23	3.24	---	---	50
5/16"	1/8"	BPN251	2.39	---	---	100
5/16"	1/4"	BPN252	2.77	---	---	50
3/8"	1/8"	BPN31	2.84	---	---	100
3/8"	1/4"	BPN32	2.85	RPN32	33.47	50
3/8"	3/8"	BPN33	3.32	RPN33	34.91	50
3/8"	1/2"	BPN34	5.39	---	---	25
3/8"	3/4"	BPN36	9.21	---	---	25
1/2"	1/4"	BPN42	3.98	---	---	25
1/2"	3/8"	BPN43	3.62	RPN43	37.47	25
1/2"	1/2"	BPN44	5.25	RPN44	46.83	50
1/2"	3/4"	BPN46	7.65	---	---	50
5/8"	3/8"	BPN53	6.33	---	---	25
5/8"	1/2"	BPN54	7.07	---	---	25
5/8"	3/4"	BPN56	9.33	---	---	25
3/4"	1/2"	BPN64	8.08	RPN64	54.00	25
3/4"	3/4"	BPN66	8.80	RPN66	68.13	25
1"	3/4"	BPN86	18.89	---	---	10
1"	1"	BPN88	22.80	RPN88	92.42	10

Hose ID	NPTF Thread	Part #	Price/E	Opt Qty
1/4"	1/8"	BPF21	\$2.80	100
1/4"	1/4"	BPF22	3.10	100
1/4"	3/8"	BPF23	4.44	50
5/16"	1/8"	BPF251	2.98	100
5/16"	1/4"	BPF252	3.87	50
3/8"	1/8"	BPF31	3.29	50
3/8"	1/4"	BPF32	3.54	50
3/8"	3/8"	BPF33	4.04	50
3/8"	1/2"	BPF34	5.30	50
3/8"	3/4"	BPF36	10.36	25
1/2"	1/4"	BPF42	4.40	50
1/2"	3/8"	BPF43	4.49	50
1/2"	1/2"	BPF44	5.46	25
1/2"	3/4"	BPF46	12.17	25
5/8"	1/2"	BPF54	6.42	25
5/8"	3/8"	BPF53	5.68	25
3/4"	1/2"	BPF64	7.31	25
3/4"	3/4"	BPF66	11.50	25
1"	3/4"	BPF86	15.62	10
1"	1"	BPF88	19.58	10

Brass Fittings



male NPTF swivel x push-on hose barb
National Pipe Tapered - dryseal

Hose ID	NPTF Thread	Part #	Price/E	Opt Qty
1/4"	1/8"	271-0402	\$7.25	100
1/4"	1/4"	271-0404	6.04	100
3/8"	1/4"	271-0604	6.45	50
3/8"	3/8"	271-0606	7.23	50
1/2"	3/8"	271-0806	7.74	25
1/2"	1/2"	271-0808	9.74	20
3/4"	3/4"	271-1212	14.39	10

Note: swivel is for assembly convenience only.

NPSM Swivel Hose Barb Fittings



female NPSM swivel x push-on hose barb
gasket seat type



female NPSM swivel x push-on hose barb
ball seat type

Hose ID	NPSM	Part #	Price/E	Opt Qty
1/4"	1/8"	280-0402	\$6.99	100
1/4"	1/4"	280-0404	4.91	100
3/8"	1/4"	280-0604	5.75	50
3/8"	3/8"	280-0606	7.57	50
3/8"	1/2"	280-0608	10.27	50
1/2"	1/2"	280-0808	9.48	25
5/8"	1/2"	280-1008	8.98	25
3/4"	3/4"	280-1212	17.87	20

Hose ID	NPSM	Part #	Price/E	Opt Qty
1/4"	1/8"	BPFS21	\$5.63	100
1/4"	1/4"	BPFS22	4.82	50
1/4"	3/8"	BPFS23	6.62	50
3/8"	1/4"	BPFS32	5.57	50
3/8"	3/8"	BPFS33	6.87	50
3/8"	1/2"	BPFS34	7.36	50
1/2"	1/2"	BPFS44	8.20	50
1/2"	3/4"	BPFS46	11.49	25
3/4"	3/4"	BPFS66	15.50	20

Push-On Fittings

Dixon push-on fittings are intended for use with Lok-On (push-on style) hose only. No hose clamps or ferrules are needed. Lok-On fittings will properly grip Lok-On hose only when pushed all the way in, with the cut end of the hose completely concealed by the plastic cap.

SAFETY
ALERT

45° SAE Hose Barb Fittings



male 45° SAE x push-on hose barb

Hose ID	UNF Thread	Brass Part #	Price/E	Opt Qty
1/4"	7/16"-20	282-0407	\$3.65	100
1/4"	1/2"-20	282-0408	3.15	100
3/8"	5/8"-18 ¹	282-0610	4.61	50
1/2"	3/4"-16	282-0812	6.37	50
5/8"	7/8"-14	282-1014	8.45	25
3/4"	1-1/16"-14 ¹	282-1217	14.88	25



female 45° SAE swivel x push-on hose barb

Hose ID	UNF Thread	Brass Part #	Price/E	Opt Qty
1/4"	5/8"-18 ¹	284-0410	\$5.05	50
5/16"	5/8"-18 ¹	284-0510	5.10	50
3/8"	5/8"-18 ¹	284-0610	4.86	100
3/4"	1-1/16"-14 ¹	284-1217	12.48	25

¹ notch in hex for SAE identification

SAE Inverted Flare Fittings



male SAE swivel x push-on hose barb

Hose ID	UN Thread	Brass Part #	Price/E	Opt Qty
1/4"	3/8"-24	290-0406	\$5.22	100
1/4"	7/16"-24	290-0407	4.57	100
1/4"	1/2"-20	290-0408	4.95	100
5/16"	1/2"-20	290-0508	5.40	50
5/16"	5/8"-18	290-0510	7.75	50
3/8"	1/2"-20	290-0608	5.54	100
3/8"	5/8"-18	290-0610	6.05	50
1/2"	3/4"-18	290-0812	9.08	50
5/8"	7/8"-18	290-1014	11.38	25



rigid female SAE x push-on hose barb

Hose ID	UN Thread	Brass Part #	Price/E	Opt Qty
1/4"	3/8"-24	292-0406	\$3.72	100
1/4"	7/16"-24	292-0407	3.68	100
1/4"	1/2"-20	292-0408	3.62	100
5/16"	1/2"-20	292-0508	2.58	100
3/8"	1/2"-20	292-0608	5.60	100
3/8"	5/8"-18	292-0610	5.14	50
1/2"	3/4"-18	292-0812	7.94	25

Push-On Fittings

Dixon push-on fittings are intended for use with Lok-On (push-on style) hose only. No hose clamps or ferrules are needed. Lok-On fittings will properly grip Lok-On hose only when pushed all the way in, with the cut end of the hose completely concealed by the plastic cap.

**SAFETY
ALERT**

37° JIC Hose Barb Fittings

male 37° JIC x push-on hose barb

Hose ID	UNF Thread	Brass Part #	Price/E	Opt Qty
1/4"	7/16"-20	286-0407	\$3.53	100
1/4"	1/2"-20	286-0408	3.83	50
1/4"	9/16"-18	286-0409	5.27	100
3/8"	9/16"-18	286-0609	5.25	50
1/2"	3/4"-16	286-0812	7.18	25
5/8"	7/8"-14	286-1014	8.23	25
3/4"	1-1/16"-12 ¹	286-1217	13.70	10

¹ UN thread



female 37° JIC swivel x push-on hose barb

Hose ID	UNF Thread	Brass Part #	Price/E	Opt Qty
1/4"	9/16"-18	288-0409	\$4.54	50
5/16"	9/16"-18	288-0509	5.61	50
3/8"	9/16"-18	288-0609	4.89	50
1/2"	9/16"-18	288-0809	6.69	25
3/4"	1-1/16"-12 ¹	288-1217	13.06	10
1"	1-5/16"-12 ¹	288-1621	30.04	10

¹ UN thread



Hose ID	UNF Thread	303 Stainless Part #	Price/E	Opt Qty
3/8"	9/16"-18	288-0609SS	\$60.80	50
3/4"	1-1/16"-12	288-1217SS	108.72	10
1"	1-5/16"-12	288-1621SS	92.38	10

female 45°SAE / 37°JIC swivel x push-on hose barb (dual angle seat)

Hose ID	UNF Thread	Brass Part #	Price/E	Opt Qty
1/4"	7/16"-20	287-0407	\$3.84	100
1/4"	1/2"-20	287-0408	4.17	100
3/8"	1/2"-20	287-0608	5.67	25
3/8"	3/4"-16	287-0612	5.95	25
1/2"	3/4"-16	287-0812	6.23	25
1/2"	7/8"-14	287-0814	8.54	25
5/8"	7/8"-14	287-1014	9.31	25

Hose ID	UNF Thread	303 Stainless Part #	Price/E	Opt Qty
1/4"	7/16"-20	287-0407SS	\$45.68	100
1/2"	3/4"-16	287-0812SS	64.54	25



female 37° JIC/45° SAE swivel x push-on 90° elbow

Hose ID	UNF Thread	Plated Steel Part #	Price/E	Opt Qty
1/4"	7/16"-20	289-0407	\$25.93	25
1/4"	7/16"-20	289-0407SAE¹	34.22	25
3/8"	9/16"-18	289-0609	23.91	25
3/8"	5/8"-18	289-0610SAE¹	34.97	25
1/2"	3/4"-16	289-0812	29.80	10
1/2"	3/4"-16	289-0812SAE¹	38.91	10
3/4"	1-1/16"-12	289-1217²	81.31	5

¹ notch in nut for SAE identification

² UN thread



©
Brass
Fittings

Push-On Fittings

Dixon push-on fittings are intended for use with Lok-On (push-on style) hose only. No hose clamps or ferrules are needed.

SAFETY Lok-On fittings will properly grip Lok-On hose only when pushed all the way in, with the cut end of the hose completely
ALERT concealed by the plastic cap.

Rigid Tube x Push-On Hose Barb



Hose ID	Tube OD	Brass		Opt Qty
		Part #	Price/E	
1/4"	3/16"	294-0403	\$3.09	100
1/4"	1/4"	294-0404	2.36	100
1/4"	5/16"	294-0405	2.83	100
3/8"	3/8"	294-0606	3.23	50
1/2"	1/2"	294-0808	4.74	50
5/8"	5/8"	294-1010	7.09	25
3/4"	3/4"	294-1212	10.56	25

Push-On Hose Menders




Hose ID	Brass		303 Stainless		Opt Qty
	Part #	Price/E	Part #	Price/E	
1/4"	BPM2	\$2.71	SSPM2	\$33.47	100
5/16"	BPM25	2.94	---	---	100
3/8"	BPM3	3.30	SSPM3	38.45	50
1/2"	BPM4	5.16	SSPM4	41.80	50
5/8"	BPM5	7.36	---	---	25
3/4"	BPM6	8.88	---	---	25
1"	BPM8	15.09	---	---	10

90° Push-On Hose Barb x Male NPTF Elbows - Forged



Hose ID	NPTF Thread	Brass		Opt Qty
		Part #	Price/E	
1/4"	1/8"-27	273-0402	\$4.19	100
1/4"	1/4"-18	273-0404	5.20	50
3/8"	1/8"-27	273-0602	5.90	50
3/8"	1/4"-18	273-0604	5.98	50
3/8"	3/8"-18	273-0606	7.17	25
1/2"	3/8"-18	273-0806	9.03	25
1/2"	1/2"-14	273-0808	11.39	25
3/4"	1/2"-14	273-1208	22.25	10
3/4"	3/4"-14	273-1212	21.98	10

Tool for Push-On Fittings



- cuts push-on style hose and inserts the fitting
- Built-in cutter slices through 1/4" - 3/4" ID reinforced push-on hose without fraying.
- Clamp hose into tool's vice and apply light pressure on handle to drive in the fitting.
- tool has four 7/16" diameter mounting holes for bench mounting
- overall size is 13-1/2" long x 2-3/8" wide x 7" height

Size	Part #	Price/E
all	270AT	\$1078.20

Assembly Instructions:

1. Trim hose end with smooth square cut
2. Lubricate either push-on fitting, hose or both.
3. Insert push-on fitting into hose until first barb is in hose.
4. Place end of fitting against a flat object (bench, wall, etc.) and grip the hose one inch from end. Push with a steady force until end of hose is covered by yellow plastic cap.

Disassembly Instructions:

1. Leaving push-on fitting in place, make a 1" cut in the hose along the barbed end of the fitting. Note: Be careful not to nick barbs when cutting the hose.
2. With firm grip on hose, give a sharp downward pull to release the fitting from the hose.

SAFETY *Caution:* Push-on fittings will properly grip push-on hose only when pushed all the way in, with the cut end of the hose
ALERT completely concealed by the plastic cap.

Brass Fittings

Barbed Hose Fittings

male inserts

Hose ID	NPTF Thread	Brass Part #	Price/E	Opt Qty	Hose ID	NPTF Thread	Brass Part #	Price/E	Opt Qty
1/8"	1/8"	BN11	\$1.70	100	1/2"	1/4"	BN42	\$3.10	50
1/8"	1/4"	BN122	2.24	100	1/2"	3/8"	BN43	3.17	50
3/16"	1/8"	BN151	1.85	100	1/2"	1/2"	BN44	4.75	50
3/16"	1/4"	BN152	2.35	100	1/2"	3/4"	BN46	7.19	25
1/4"	1/8"	BN21	1.88	100	5/8"	3/8"	BN53	3.51	50
1/4"	1/4"	BN22	2.04	100	5/8"	1/2"	BN54	5.22	25
1/4"	3/8"	BN23	3.09	100	5/8"	3/4"	BN56	7.17	50
1/4"	1/2"	BN24	6.02	50	3/4"	1/2"	BN64	6.13	50
5/16"	1/8"	BN251	1.99	100	3/4"	3/4"	BN66	6.57	25
5/16"	1/4"	BN252	2.39	50	1"	3/4"	BN86	8.94	25
5/16"	3/8"	BN253	3.06	50	1"	1"	BN88	14.58	10
3/8"	1/8"	BN31	2.34	100	1-1/4"	3/4"	BN106	15.73	10
3/8"	1/4"	BN32	2.07	100	1-1/4"	1"	BN108	17.02	10
3/8"	3/8"	BN33	3.13	50					
3/8"	1/2"	BN34	5.42	25					
3/8"	3/4"	BN36	7.32	25					



©
Brass
Fittings

BSPT male inserts

Hose ID	BSPT Thread	Brass Part #	Price/E	Opt Qty
1/4"	1/8"	BN21BSPT	\$2.11	100
1/4"	1/4"	BN22BSPT	2.63	100
3/8"	1/4"	BN32BSPT	2.73	100
3/8"	3/8"	BN33BSPT	3.52	50
3/8"	1/2"	BN34BSPT	5.82	25
1/2"	3/8"	BN43BSPT	3.59	50
1/2"	1/2"	BN44BSPT	5.60	50
3/4"	3/4"	BN66BSPT	8.26	25
1"	1"	BN88BSPT	16.20	10

solid female inserts **New**

for 2012

Hose ID	NPTF Thread	Brass Part #	Price/E	303 Stainless Part #	Price/E	Opt Qty
1/8"	1/8"	BF11	\$2.01	---	---	100
1/8"	1/4"	BF12	3.38	---	---	100
3/16"	1/8"	BF151	2.30	---	---	100
3/16"	1/4"	BF152	3.17	---	---	100
1/4"	1/8"	BF21	2.11	---	---	100
1/4"	1/4"	BF22	2.76	BF22SS	\$26.01	50
1/4"	3/8"	BF23	3.41	---	---	50
1/4"	1/2"	BF24	5.12	---	---	50
5/16"	1/8"	BF251	2.82	---	---	100
5/16"	1/4"	BF252	3.25	---	---	100
5/16"	3/8"	BF253	3.94	---	---	100
3/8"	1/8"	BF31	2.64	---	---	50
3/8"	1/4"	BF32	2.77	BF32SS	26.01	50
3/8"	3/8"	BF33	3.69	BF33SS	28.28	50
3/8"	1/2"	BF34	5.36	---	---	25
3/8"	3/4"	BF36	9.87	---	---	25
1/2"	1/4"	BF42	3.24	---	---	50
1/2"	3/8"	BF43	4.07	---	---	50
1/2"	1/2"	BF44	5.34	BF44SS	31.01	50
1/2"	3/4"	BF46	9.60	---	---	25
5/8"	3/8"	BF53	3.78	---	---	50
5/8"	1/2"	BF54	5.25	---	---	25
5/8"	3/4"	BF56	9.59	---	---	25
3/4"	1/2"	BF64	5.86	---	---	25
3/4"	3/4"	BF66	9.96	---	---	25
1"	3/4"	BF86	10.75	---	---	25
1"	1"	BF88	16.67	---	---	10
1-1/4"	1"	BF108	17.28	---	---	10



Brass Beaded Hose Barbs

Hose ID	Male NPTF Thread	Part #	Price/E	Pkg Qty
1/4"	1/8"	268B0402	\$2.52	100
1/4"	1/4"	268B0404	2.55	100
5/16"	1/8"	268B0502	2.46	100
5/16"	1/4"	268B0504	2.64	50
3/8"	1/8"	268B0602	2.64	100
3/8"	1/4"	268B0604	2.81	100
3/8"	3/8"	268B0606	3.59	50
1/2"	3/8"	268B0806	3.64	50
1/2"	1/2"	268B0808	6.39	50
5/8"	1/2"	268B1008	6.49	25
3/4"	1/2"	268B1208	6.84	50
3/4"	3/4"	268B1212	8.67	25

Barbed Hose Elbows

male insert 45° elbows - forged



Hose ID	PTF Thread	Brass Part #	Price/E	Pkg Qty
1/4"	1/8"	139-0402	\$6.28	100
1/4"	1/4"	139-0404	6.51	25
3/8"	1/8"	139-0602	5.18	100
3/8"	1/4"	139-0604	4.62	100
3/8"	3/8"	139-0606	7.11	25
1/2"	1/4"	139-0804	8.16	25
1/2"	3/8"	139-0806	7.24	25
1/2"	1/2"	139-0808	9.58	25
3/4"	1/2"	139-1208	15.54	25

female insert 90° elbows - forged




Hose ID	PTF Thread	Brass Part #	Price/E	Pkg Qty
1/4"	1/8"	134-0402	\$5.65	50
1/4"	1/4"	134-0404	7.39	50
3/8"	1/4"	134-0604	6.76	50
3/8"	3/8"	134-0606	9.85	50
1/2"	1/4"	134-0804	6.59	25
1/2"	3/8"	134-0806	10.91	25
1/2"	1/2"	134-0808	23.15	25
3/4"	3/4"	134-1212	33.11	25

Barbed Hose Elbows

male insert 90° elbows - forged

**New
for 2012**

Hose ID	PTF Thread	Brass Part #	Price/E	316 Stainless ¹ Part #	Price/E	Pkg Qty
3/16"	1/8"	EL15H1M	\$3.62	---	---	50
1/4"	1/8"	EL2H1M	3.35	---	---	50
1/4"	1/4"	EL2H2M	4.87	EL2H2MSS	\$26.43	50
1/4"	3/8"	EL2H3M	5.92	---	---	50
5/16"	1/8"	EL25H1M	4.13	---	---	25
5/16"	1/4"	EL25H2M	5.42	---	---	50
5/16"	3/8"	EL25H3M	6.09	---	---	50
3/8"	1/8"	EL3H1M	3.72	---	---	50
3/8"	1/4"	EL3H2M	4.86	EL3H2MSS	26.81	50
3/8"	3/8"	EL3H3M	6.38	EL3H3MSS	26.81	50
3/8"	1/2"	EL3H4M	8.88	---	---	25
1/2"	1/4"	EL4H2M	5.40	---	---	50
1/2"	3/8"	EL4H3M	6.67	---	---	50
1/2"	1/2"	EL4H4M	9.05	EL4H4MSS	31.83	25
5/8"	3/8"	EL5H3M	11.14	---	---	25
5/8"	1/2"	EL5H4M	11.79	---	---	25
3/4"	1/2"	EL6H4M	14.94	---	---	25
3/4"	3/4"	EL6H6M	21.24	EL6H6MSS	56.50	25
1"	3/4"	EL8H6M	26.57	---	---	10
1"	1"	EL8H8M	33.02	---	---	10

¹ 316 stainless steel parts have NPT threads
Brass Barbed Hose Splicers

hose barb 90° elbow splicers - forged

Hose ID	Part #	Price/E	Pkg Qty
1/8"	177-0202	\$4.57	25
3/16"	177-0303	3.85	25
1/4" x 1/8"	177-0402	5.20	25
1/4"	177-0404	3.64	25
5/16"	177-0505	5.94	25
3/8" x 1/4"	177-0604	5.85	25
3/8"	177-0606	5.70	25
1/2" x 3/8"	177-0806	6.73	25
1/2"	177-0808	6.72	25
5/8"	177-1010	12.76	25
3/4" x 1/2"	177-1208	13.83	25
3/4"	177-1212	18.38	25



hose barb tee splicers - forged

Hose ID	Part #	Price/E	Pkg Qty
1/8"	179-0202	\$5.67	25
3/16"	179-0303	4.57	100
1/4" x 1/8"	179-0402	4.79	25
1/4"	179-0404	4.44	25
5/16"	179-0505	6.02	25
3/8" x 1/4"	179-0604 ¹	10.27	25
3/8"	179-0606	5.81	25
1/2" x 3/8"	179-0806	9.05	25
1/2"	179-0808	8.60	25
5/8"	179-1010	12.93	25
3/4" x 1/2"	179-1208	18.86	25
3/4"	179-1212	18.41	20

¹ drop leg has 1/4-18 male NPTF thread

Brass Hose Menders



Hose Size	Part #	Price/E	Opt Qty
1/8"	BM1	\$1.81	100
3/16"	BM15	1.63	100
1/4"	BM2	1.91	100
1/4" x 1/8"	BM2-1	2.29	100
5/16"	BM25	2.04	100
3/8"	BM3	2.34	100
3/8" x 1/4"	BM3-2	2.77	100
1/2"	BM4	3.30	50
1/2" x 3/8"	BM4-3	3.76	50
5/8"	BM5	3.92	50
5/8" x 3/8"	BM5-3	3.99	50
5/8" x 1/2"	BM5-4	4.44	50
3/4"	BM6	5.52	50
3/4" x 1/2"	BM6-4	5.44	50
1"	BM8	10.00	10

Brass Barbed Hose Fittings

male 45° SAE x hose barb



Hose ID	UNF Thread	Part #	Price/E	Opt Qty
3/16"	7/16"-20	142-0307	\$2.79	100
1/4"	7/16"-20	142-0407	2.26	100
1/4"	5/8"-18	142-0410	3.18	100
5/16"	1/2"-20	142-0508	2.44	100
3/8"	5/8"-18	142-0610	3.50	50
3/8"	3/4"-16	142-0612	4.66	50
1/2"	3/4"-16	142-0812	4.82	50

male NPTF swivel x hose barb



Hose ID	NPTF Size	Part #	Price/E	Opt Qty
New 1/4"	1/8"	103-0402	\$7.65	100
1/4"	1/4"	103-0404	5.51	100
3/8"	1/4"	103-0604	5.80	100
3/8"	3/8"	103-0606	6.48	50
1/2"	3/8"	103-0806	7.67	50
1/2"	1/2"	103-0808	9.70	25
New 3/4"	3/4"	103-1212	12.73	25
1"	1-11/12"	103-1616 ¹	51.96	10

Note: swivel is for assembly convenience only
¹ capped threads / 150 maximum PSI

female NPTF swivel x hose barb



Hose ID	NPTF Thread	Part #	Price/E	Opt Qty
1/4"	1/4"-18	105-0404	\$7.12	100
3/8"	1/4"-18	105-0604	7.33	50
3/8"	3/8"-18	105-0606	7.46	50
1/2"	3/8"-18	105-0806	7.77	50
1/2"	1/2"-14	105-0808	8.40	50

Note: swivel is for assembly convenience only

female 37° JIC swivel x hose barb



Hose ID	UNF Thread	Part #	Price/E	Opt Qty
3/8"	9/16"-18	145-0609	\$3.34	100
3/4"	1-1/16"-12	145-1217	13.04	25

Brass Barbed Hose Fittings

female NPSM swivel x hose barb
ball seat type

Hose ID	NPSM Thread	Part #	Price/E	Opt Qty
1/8"	1/8"	BFS11	\$2.34	100
3/16"	1/8"	BFS151	2.43	100
3/16"	1/4"	BFS152	3.47	100
1/4"	1/8"	BFS21	2.62	100
1/4"	1/4"	BFS22	3.16	100
1/4"	3/8"	BFS23	4.44	100
5/16"	1/4"	BFS252	3.44	100
5/16"	3/8"	BFS253	4.27	50
3/8"	1/4"	BFS32	3.02	100
3/8"	3/8"	BFS33	4.16	100
3/8"	1/2"	BFS34	6.64	100
1/2"	3/8"	BFS43	5.00	50
1/2"	1/2"	BFS44	6.40	100
3/4"	3/4"	BFS66	9.00	25



©
Brass
Fittings

female NPSM swivel x hose barb
gasket seat type

Hose ID	NPSM Thread	Part #	Price/E	Opt Qty
1/8"	1/8"	126-0202	\$3.06	100
3/16"	1/8"	126-0302	2.85	100
3/16"	1/4"	126-0304	4.59	100
1/4"	1/8"	126-0402	4.46	100
1/4"	1/4"	126-0404	3.74	100
1/4"	3/8"	126-0406	5.05	100
5/16"	1/4"	126-0504	4.97	100
3/8"	1/4"	126-0604	4.03	100
3/8"	3/8"	126-0606	4.76	50
3/8"	1/2"	126-0608	7.00	50
1/2"	3/8"	126-0806	6.13	50
1/2"	1/2"	126-0808	6.89	50
3/4"	3/4"	126-1212	8.98	25



Note: not recommended for water.

female 45° SAE swivel x hose barb

Hose ID	UNF Thread	Part #	Price/E	Opt Qty
3/16"	3/8"-24	144-0306	\$2.87	100
1/4"	5/8"-18	144-0410	4.26	100
5/16"	5/8"-18	144-0510	4.40	100
3/8"	5/8"-18	144-0610	4.30	100
1/2"	3/4"-16	144-0812	5.73	100
3/4"	1-1/16"-14	144-1217	13.04	25



female 45°SAE / 37°JIC swivel x hose barb
(dual angle seat)

Hose ID	UNF Thread	Part #	Price/E	Opt Qty
3/16"	7/16"-20	143-0307	\$2.78	100
1/4"	7/16"-20	143-0407	2.95	100
1/4"	1/2"-20	143-0408	3.73	100
5/16"	1/2"-20	143-0508	3.81	100
3/8"	3/4"-16	143-0612	5.30	100
1/2"	3/4"-16	143-0812	5.30	100
1/2"	7/8"-14	143-0814	7.49	50



Reusable Fittings

Reusable fittings are recommended for low pressure air hose applications. They offer a more durable hose connection and easily repaired. Maximum working pressure: **250 PSI** at ambient temperature (70°F). *Caution: Check hose OD and ID accurately before ordering.*

SAFETY
ALERT



reusable male fittings

Brass Part #	Hose ID	NPTF Thread	Hose OD	Price/E	Opt Qty	Brass Part #	Hose ID	NPTF Thread	Hose OD	Price/E	Opt Qty
BN21RU50	1/4"	1/8"	1/2"	\$7.83	100	BN32RU62	3/8"	1/4"	5/8"	\$7.28	50
BN21RU56	1/4"	1/8"	9/16"	8.27	100	BN32RU68	3/8"	1/4"	11/16"	7.83	50
BN21RU62	1/4"	1/8"	5/8"	8.40	100	BN32RU75	3/8"	1/4"	3/4"	7.36	50
BN22RU50	1/4"	1/4"	1/2"	6.12	50	BN33RU62	3/8"	3/8"	5/8"	7.84	50
BN22RU56	1/4"	1/4"	9/16"	6.55	50	BN33RU68	3/8"	3/8"	11/16"	8.40	50
BN22RU62	1/4"	1/4"	5/8"	6.68	50	BN33RU75	3/8"	3/8"	3/4"	7.92	50
BN23RU50	1/4"	3/8"	1/2"	8.78	50	BN34RU62	3/8"	1/2"	5/8"	11.55	50
BN23RU56	1/4"	3/8"	9/16"	9.22	50	BN34RU68	3/8"	1/2"	11/16"	12.10	50
BN23RU62	1/4"	3/8"	5/8"	9.35	50	BN34RU75	3/8"	1/2"	3/4"	11.63	50
BN252RU56	5/16"	1/4"	9/16"	8.47	50	BN42RU87	1/2"	1/4"	7/8"	16.02	25
BN252RU62	5/16"	1/4"	5/8"	7.11	50	BN42RU93	1/2"	1/4"	15/16"	17.11	25
BN252RU68	5/16"	1/4"	11/16"	9.22	50	BN42RU99	1/2"	1/4"	1"	18.10	25
BN253RU56	5/16"	3/8"	9/16"	11.14	50	BN43RU87	1/2"	3/8"	7/8"	15.75	25
BN253RU62	5/16"	3/8"	5/8"	9.78	50	BN43RU93	1/2"	3/8"	15/16"	16.84	25
BN253RU68	5/16"	3/8"	11/16"	11.89	50	BN43RU99	1/2"	3/8"	1"	17.83	25
						BN44RU87	1/2"	1/2"	7/8"	16.27	25
						BN44RU93	1/2"	1/2"	15/16"	17.36	25
						BN44RU99	1/2"	1/2"	1"	18.35	25

303 Stainless Part #	Hose ID	NPT Thread	Hose OD	Price/E	303 Stainless Part #	Hose ID	NPT Thread	Hose OD	Price/E
BN21RU50SS	1/4"	1/8"	1/2"	\$61.35	BN32RU62SS	3/8"	1/4"	5/8"	\$68.63
BN21RU56SS	1/4"	1/8"	9/16"	61.35	BN32RU68SS	3/8"	1/4"	11/16"	68.63
BN21RU62SS	1/4"	1/8"	5/8"	61.35	BN32RU75SS	3/8"	1/4"	3/4"	68.63
BN22RU50SS	1/4"	1/4"	1/2"	66.03	BN33RU62SS	3/8"	3/8"	5/8"	68.63
BN22RU56SS	1/4"	1/4"	9/16"	66.03	BN33RU68SS	3/8"	3/8"	11/16"	68.63
BN22RU62SS	1/4"	1/4"	5/8"	66.03	BN33RU75SS	3/8"	3/8"	3/4"	68.63
BN252RU56SS	5/16"	1/4"	9/16"	65.10	BN43RU87SS	1/2"	3/8"	7/8"	91.23
BN252RU62SS	5/16"	1/4"	5/8"	65.10	BN43RU93SS	1/2"	3/8"	15/16"	91.23
					BN44RU87SS	1/2"	1/2"	7/8"	99.88
					BN44RU93SS	1/2"	1/2"	15/16"	99.88

- Stems and ferrules can be sold separately, contact Dixon for part number and pricing

Reusable Fittings



reusable female swivels

Brass Part #	Hose ID	NPSM Thread	Hose OD	Price/E	Opt Qty
185-4084	1/4"	1/4"	1/2"	\$8.42	50
185-4094	1/4"	1/4"	9/16"	8.84	50
185-4104	1/4"	1/4"	5/8"	8.98	50
185-4086	1/4"	3/8"	1/2"	10.47	50
185-4096	1/4"	3/8"	9/16"	10.90	50
185-4106	1/4"	3/8"	5/8"	11.03	50
185-5094	5/16"	1/4"	9/16"	11.03	50
185-5104	5/16"	1/4"	5/8"	9.67	50
185-5114	5/16"	1/4"	11/16"	11.78	50
185-6104	3/8"	1/4"	5/8"	10.37	50
185-6114	3/8"	1/4"	11/16"	10.93	50
185-6124	3/8"	1/4"	3/4"	10.46	50
185-6106	3/8"	3/8"	5/8"	11.76	50
185-6116	3/8"	3/8"	11/16"	12.32	50
185-6126	3/8"	3/8"	3/4"	11.84	50
185-8148	1/2"	1/2"	7/8"	18.60	20
185-8158	1/2"	1/2"	15/16"	19.69	20
185-8168	1/2"	1/2"	1"	20.68	20



reusable hose splicers

Brass Part #	Hose ID	Hose OD	Price/E	Opt Qty
187-0408	1/4"	1/2"	\$9.24	50
187-0409	1/4"	9/16"	10.10	50
187-0410	1/4"	5/8"	10.37	50
187-0610	3/8"	5/8"	11.33	25
187-0611	3/8"	11/16"	12.44	25
187-0612	3/8"	3/4"	11.49	25

Stems and ferrules can be sold separately, contact Dixon for part number and pricing

Grease Whip Hose Assemblies



- one piece brass crimp couplings
- 1/8"-27 male NPT thread, solid base
- US manufactured 3/16" I.D. hose - exceeds SAE 100R1-AT
- for use with hand grease guns only
- Strain relief spring option is available as a special, consult Dixon for pricing.

Part #	Assembly Length	Retail Pack	Price/E
GWH-0800	8"	n/a	\$11.72
GWH-1200	12"	Add "R" suffix to part number	12.02
GWH-1800	18"	Add "R" suffix to part number	15.61
GWH-2400	24"	n/a	18.43
GWH-3600	36"	n/a	25.46
GWH-4800	48"	n/a	32.66
GWH-6000	60"	n/a	40.49

Brass Grease Whip Hose Fittings

Male and female fittings are designed to be crimped on.

grease hose couplers



Part #	Description	Price/E	Pkg Qty
GWH-C	grease hose coupler	\$8.15	25
GWHC-FF	full flow grease hose coupler	8.10	25

male NPT thread - chamfered base



Part #	Description	Price/E	Pkg Qty
001-0055	1/8"-27 male NPT thread, drilled and chamfered base	\$2.72	100

male NPT thread - solid base



Part #	Description	Price/E	Pkg Qty
001-0260	1/8"-27 male NPT thread, solid base	\$2.48	100

female NPT thread



Part #	Description	Price/E	Pkg Qty
001-0860	1/8"-27 female NPT thread	\$3.56	100

**New
for 2012**

Grease Whip Zerk Fittings



Part #	Threads	Description	Overall Length	Thread Length	Hex	Price/E	Pkg Qty
GWHZ000	1/8-27 NPT	straight	.660	.260	.430	\$0.82	100
GWHZ045	1/8-27 NPT	45°	.860	.280	.430	1.11	100
GWHZ090	1/8-27 NPT	90°	.830	.310	.430	1.12	100
GWHZ400	1/4-28 tapered	straight	.530	.200	.312	0.63	100
GWHZ445	1/4-28 tapered	45°	.800	.200	.375	1.13	100
GWHZ490	1/4-28 tapered	90°	1.20	.200	.375	1.13	100

Brass Fittings

Brass Oxy-Acetylene Hose Couplings



acetylene couplings

left-hand thread for acetylene line x hose shank

Hose Size	Part #	Price/E	Left UNF Thread	Hex
3/16"	OA69	\$2.97	3/8"-24	7/16"
3/16"	OA70	3.35	9/16"-18	11/16"
1/4"	OA71	3.64	9/16"-18	11/16"
5/16"	OA72	3.64	9/16"-18	11/16"
3/8"	OA73	3.64	9/16"-18	11/16"



oxygen couplings

right-hand thread for oxygen line x hose shank

Hose Size	Part #	Price/E	Right UNF Thread	Hex
3/16"	OA59	\$2.97	3/8"-24	7/16"
3/16"	OA60	3.35	9/16"-18	11/16"
1/4"	OA61	3.64	9/16"-18	11/16"
5/16"	OA62	3.64	9/16"-18	11/16"
3/8"	OA63	3.64	9/16"-18	11/16"

Brass Oxy-Acetylene Connecting Spuds



left-hand thread x left-hand thread

Part #	Price/E	Left UNF Thread	Hex
OA52	\$3.79	9/16"-18	11/16"

For connecting two hoses together



right-hand thread x right-hand thread

Part #	Price/E	Right UNF Thread	Hex
OA50	\$3.79	9/16"-18	11/16"

Brass Oxy-Acetylene Adapters



left-hand thread x NPTF

Part #	Price/E	Left UNF Thread	NPTF Thread	Hex
158-0904	\$3.31	9/16"-18	1/4"-18	5/8"
158-0906	4.06	9/16"-18	3/8"-18	11/16"



right-hand thread x NPTF

Part #	Price/E	Right UNF Thread	NPTF Thread	Hex
156-0904	\$3.31	9/16"-18	1/4"-18	5/8"
156-0906	3.97	9/16"-18	3/8"-18	11/16"

Brass Oxy-Acetylene Ferrules

Part #	Price/E	Inside Dimensions	Overall Length	Metal Gauge	Std. Ind. Part #	Qty
BFO448	\$0.71	.448" x 0.890"	15/32"	.019"	9116	25
BFO474	0.52	.474" x 0.943"	15/32"	.019"	9979	25
BFO535	0.85	.535" x 1.071"	3/4"	.024"	9940P	25
BFO593	0.71	.593" x 1.109"	3/4"	.024"	9593	25
BFO700	2.89	.700" x 1.325"	3/4"	.025"	8337	25



sold in package quantities only

Squeeze Lok™ Hose Assembly Tool

- installs 1/4", 5/16" and 3/8" hose fittings
- lightweight
- portable
- comfortable cushioned grip
- economical

Part #	Price/E
HHCI	\$220.00



Brass Fittings

Brass Ferrules

ferrules for air

BFM

for medium weight hose



Part #	Price/E	Pkg Qty	Ferrule ID	Ferrule Length	End Hole Size	Metal Gauge	Std Ind Part #	Ribbed Die*	Plain Die*
BFM478	\$0.43	50	.478"	11/16"	21/64"	.024"	4750	R41	P41/P42
BFM500	0.56	50	.500"	1"	11/32"	.024"	7322	R40	P40
BFM525	0.56	50	.525"	1"	3/8"	.024"	7323	R39	P39
BFM531	0.56	50	.531"	1"	7/16"	.024"	7324	R39	P39
BFM562	0.59	50	.562"	1"	7/16"	.024"	7325	R37	P38
BFM593	0.62	50	.593"	1"	7/16"	.024"	7326	R36	P37
BFM625	0.62	50	.625"	1"	7/16"	.024"	7327	R35	P36
BFM656	0.75	50	.656"	1"	7/16"	.024"	7328	R34	P35
BFM687	0.75	50	.687"	1"	1/2"	.024"	7329	R33	P34
BFM718	0.72	50	.718"	1"	5/8"	.024"	7330	R31	P32
BFM718B	0.72	50	.718"	1"	1/2"	.024"	7330B	R31	P32
BFM750	0.79	50	.750"	1"	5/8"	.024"	7331	R30	P31
BFM750B	0.76	50	.750"	1"	1/2"	.024"	7331B	R30	P31
BFM781	0.81	50	.781"	1"	5/8"	.024"	7332	R29	P30
BFM781B	0.81	50	.781"	1"	1/2"	.024"	7332B	R29	P30
BFM812	0.87	50	.812"	1"	5/8"	.024"	7333	R28	P29
BFL380	0.25	50	.380"	1/2"	17/64"	.016"	622	R44	P45
BFL400	0.32	50	.400"	15/32"	17/64"	.020"	619	R44	P44
BFL410	0.27	50	.410"	1/2"	17/64"	.016"	620	R43	P44
BFL450	0.27	50	.450"	9/16"	11/32"	.016"	769	R41	P42
BFL500	0.27	50	.500"	1/2"	11/32"	.016"	624	R40	P41
BFL525	0.28	50	.525"	1/2"	11/32"	.016"	625	R39	P40
BFL548	0.28	50	.548"	31/64"	3/8"	.015"	626	R38	P39
BFL564	0.41	50	.564"	3/4"	3/8"	.019"	3588	R37	P38
BFL575	0.33	50	.575"	31/64"	15/32"	.019"	KK	R37	P38
BFL600	0.34	50	.600"	1/2"	1/2"	.019"	JJ	R36	P37
BFL625	0.37	50	.625"	1/2"	1/2"	.019"	II	R35	P36
BFL650	0.38	50	.650"	1/2"	1/2"	.019"	HH	R34	P35
BFL675	0.43	50	.675"	33/64"	1/2"	.019"	GG	R34	P34
BFL725	0.40	50	.725"	17/32"	1/2"	.019"	EE	R31	P32
BFL750	0.41	50	.750"	17/32"	1/2"	.019"	DD	R30	P32
BFL775	0.55	50	.775"	17/32"	1/2"	.016"	CC	R31	P31

* These dies for use with 5111A and 1765A ferrule machine. Other sizes are available.
Ribbed Dies per set: **\$190.00**; Plain Dies per set: **\$190.00**

ferrules for fluid

BFMW

for medium weight water hose



Part #	Price/E	Pkg Qty	Ferrule ID	Ferrule Length	End Hole Size	Metal Gauge	Std Ind Part #	Ribbed Die*	Plain Die*
BF800	\$0.78	25	.800"	.844"	.688"	.024"	---	R28	P29
BF825	0.74	25	.825"	.844"	.688"	.024"	---	R27	P28
BF850	0.48	25	.850"	.568"	.688"	.019"	Z	R26	P27
BFW875	0.77	25	.875"	.844"	.688"	.024"	7244A	R25	P26
BFW900	0.80	25	.900"	.844"	.688"	.024"	5029A	R24	P25
BFW925	0.91	25	.925"	.840"	.690"	.025"	7113	R23	P24
BFW975	0.95	25	.975"	.844"	.688"	.024"	5028A	R21	P22
BFW1025	0.96	25	1.025"	.844"	.693"	.024"	7114A	R19	P20
BFW1175	1.10	25	1.175"	.844"	.875"	.024"	7088A	R13	P14
BFMW1050	1.33	25	1.050"	.625"	.750"	.025"	3605	R18	P19
BFMW1100	1.25	25	1.100"	.843"	.812"	.023"	5027	R16	P17
BFMW1150	1.25	25	1.150"	.844"	.880"	.024"	7104A	R15	P15
BFMW1225	1.79	25	1.225"	.875"	.875"	.025"	875-K	R11	P12
BFMW1275	2.96	25	1.275"	.875"	1.000"	.025"	875-1	R9	P10
BFMW1400	2.92	25	1.400"	.687"	1.120"	.020"	D	R4	P5
BFMW1500	2.28	25	1.500"	.875"	1.120"	.025"	1500	---	P1

* These dies for use with 5111A and 1765A ferrule machine. Other sizes are available.
Ribbed Dies per set: **\$190.00**; Plain Dies per set: **\$190.00**

sold in package quantities only

Crowder Supply Co., Inc. • 8495 Roslyn St., Commerce City, CO 80022 • Toll Free: 888-883-5144 • www.CrowderSupply.com



Manually - Operated Brass Ferrule Crimper

- crimps all brass ferrules shown on previous page
- Dies for ferrule machines are available in standard sets for all ferrules as tabulated (4 segments to a set).
- Dies are supplied with plain or ribbed crimping surface.
- does not include dies
- height: with handle upright 27"
- base: 8" x 3"
- body: 7-3/8"
- weight: 25 lbs.

Part #	Price/E
5111A	\$1770.00




©
Brass
Fittings

Air - Operated Brass Ferrule Crimper

- The mass production assembly of hose, ferrules and fittings is efficiently handled with this air-operated unit.
- The foot pedal permits the use of both hands, reduces fatigue and speeds production.
- complete with air cylinder, ferrule machine (less dies), fitted hose lengths and necessary control valves
- ready for work bench installation
- crimps all brass ferrules shown on page 328
- weight: 91 lbs.

Part #	Price/E
1765A	\$8090.00



Die sizes for ferrules and machine numbers 1765A and 5111A on page 328.

Brass Fittings

Hose Crimper

- 855 crimper with 5 dies for 31/64" (0.484") to 45/64" (0.703") OD hose
- 855A crimper with 5 dies for 28/64" (0.437") to 43/64" (0.671") OD hose
- optional dies up to 52/64" OD
- replacement dies: **\$42.00**
- Hose crimper provides "big tool" crimping advantages at a fraction of the cost.
- rugged, portable and easy to use
- # 855 weight: 10 lbs.
- # 855A weight: 10 lbs.

Crimper Part #	Price/E
855	\$298.20
855A	309.20

Replacement Dies

Die Bore	Hose OD		Die Part #	Crimper # 855	Crimper # 855A
	From:	To:			
.375"	.385"	.406"	856-10	optional	optional
.437"	.447"	.468"	856-7	optional	standard
.484"	.490"	.520"	856-4	standard	standard
.531"	.540"	.562"	856-3	standard	standard
.578"	.590"	.625"	856-2	standard	standard
.625"	.640"	.671"	856-1	standard	standard
.687"	.690"	.710"	856-5	standard	optional
.750"	.760"	.781"	856-8	optional	optional
.812"	.820"	.843"	856-9	optional	optional



Crowder Supply Co., Inc. • 8495 Roslyn St., Commerce City, CO 80022 • Toll Free: 888-883-5144 • www.CrowderSupply.com

Brass Fittings

Large Hose Crimper

(Sold without dies)

- for crimping 1/2" to 1" ID hoses with larger OD's, from 1 1/16" to 1-1/2"
- crimps standard brass or aluminum ferrules
- order separate dies for each hose diameter
- weight: 10 lbs.

Crimper Part #	Price/E
860	\$330.00

Dies

Hose OD/ Finished Crimp Dimension	Die Part #	Price/E
11/16"	861-22	\$49.00
23/32"	861-23	49.00
3/4"	861-24	49.00
25/32"	861-25	49.00
13/16"	861-26	49.00
27/32"	861-27	49.00
7/8"	861-28	49.00
29/32"	861-29	49.00
15/16"	861-30	49.00
31/32"	861-31	49.00
1"	861-32	49.00
1-1/32"	861-33	49.00
1-1/16"	861-34	49.00
1-1/8"	861-36	49.00
1-3/16"	861-38	49.00
1-1/4"	861-40	49.00
1-5/16"	861-42	49.00
1-3/8"	861-44	49.00
1-7/16"	861-46	49.00
1-1/2"	861-48	49.00

